

PUBLIC SCHOOLS of
BROOKLINE



PSB MCAS Results Spring 2021

October 21, 2021

Agenda



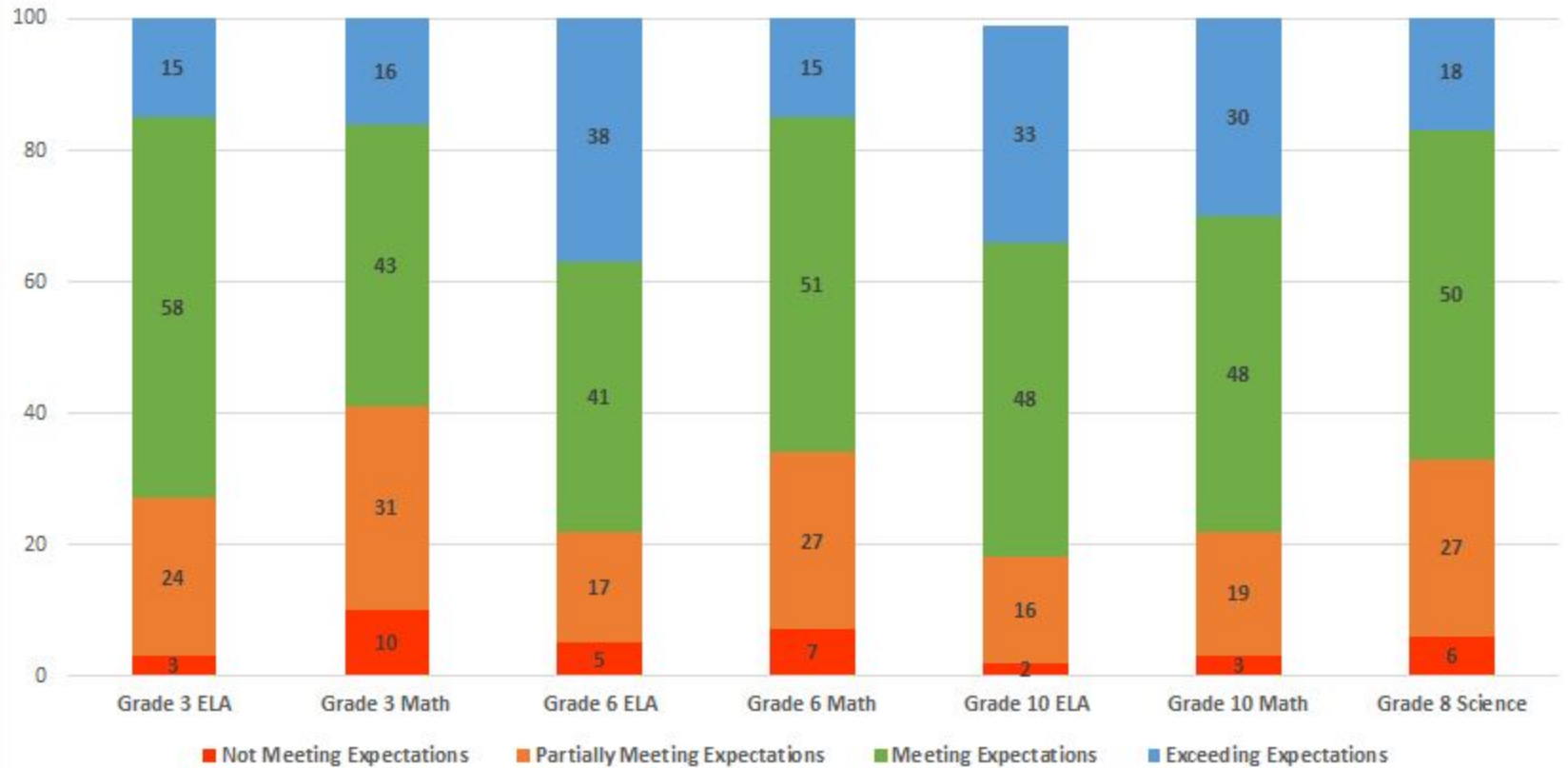
- Report PSB MCAS results in ELA, Math & Science
- Highlight subgroup achievement and growth gaps
- Discuss actions for 2021-22 school year and beyond
- Questions

MCAS 2021 Results by Grade and Subject

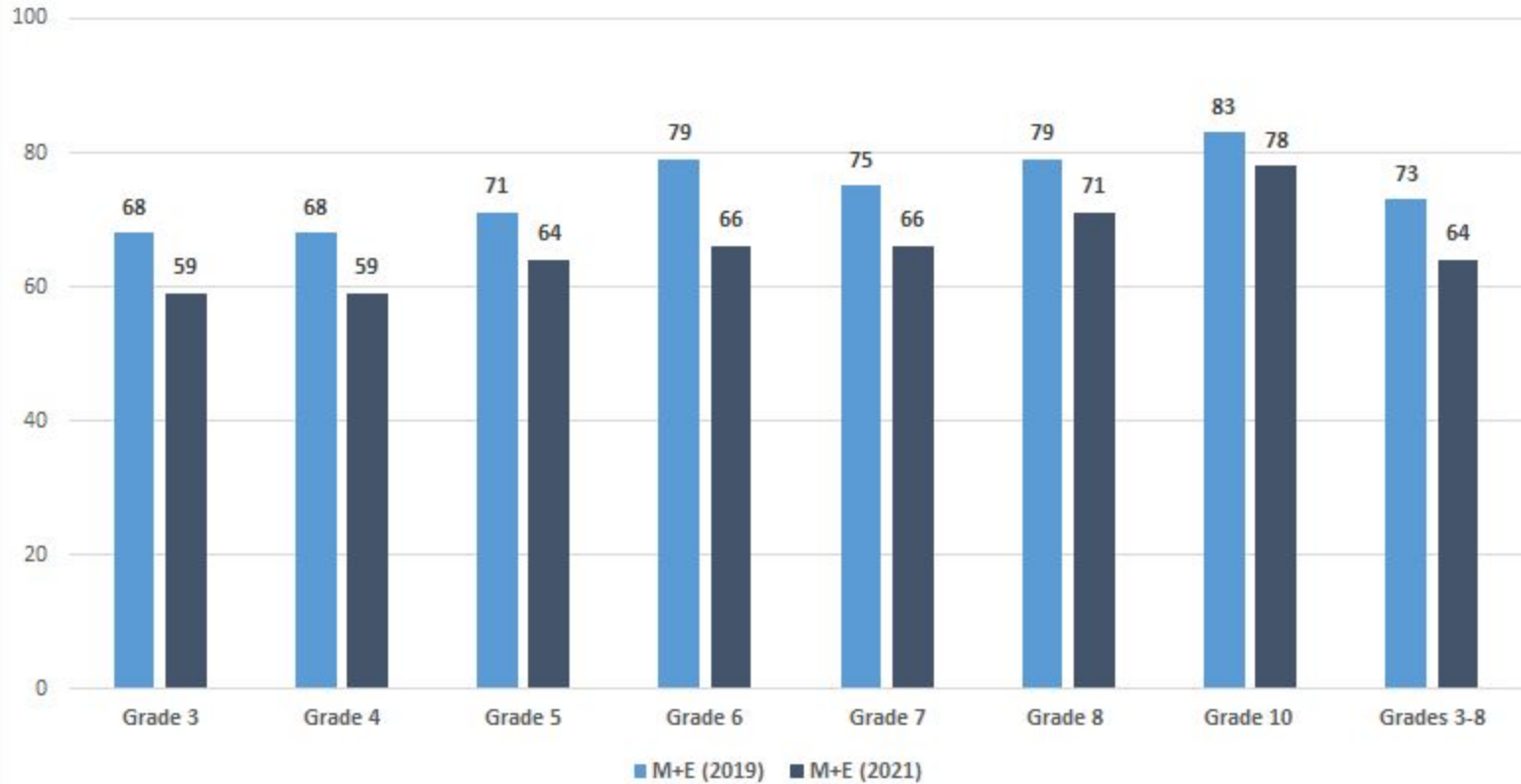
- PSB students performed well overall and better than State averages
- On each assessment, the percent of students meeting grade level expectations was slightly lower than 2019
- A higher percentage of students scored *Partially Meets/Did Not Meet Expectations* in Math than in ELA



2021 MCAS Achievement Levels by Grade and Subject (%)



% of Students Meeting or Exceeding Expectations Math MCAS (2019 and 2021)

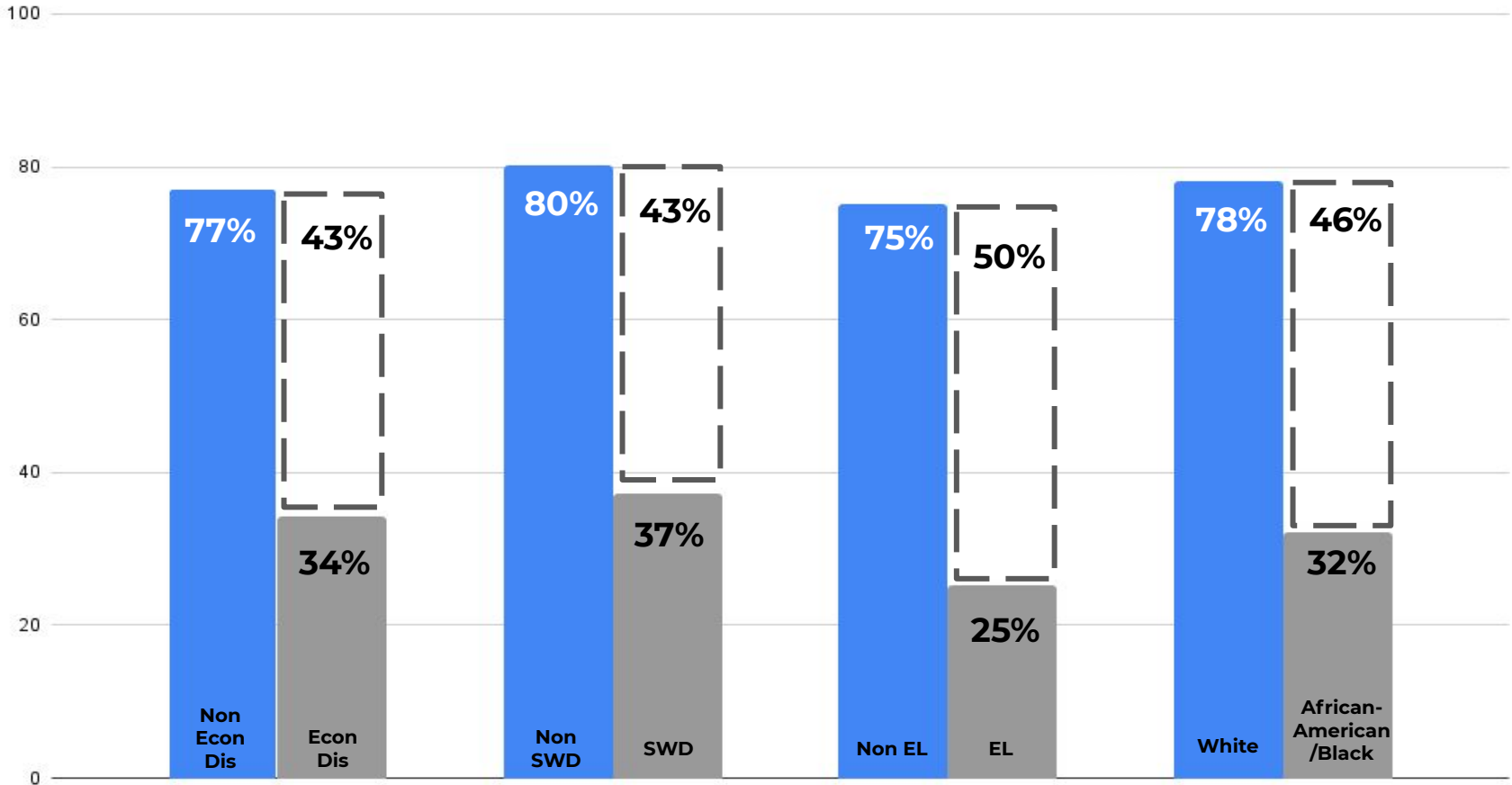


MCAS 2021 Results by Subgroup

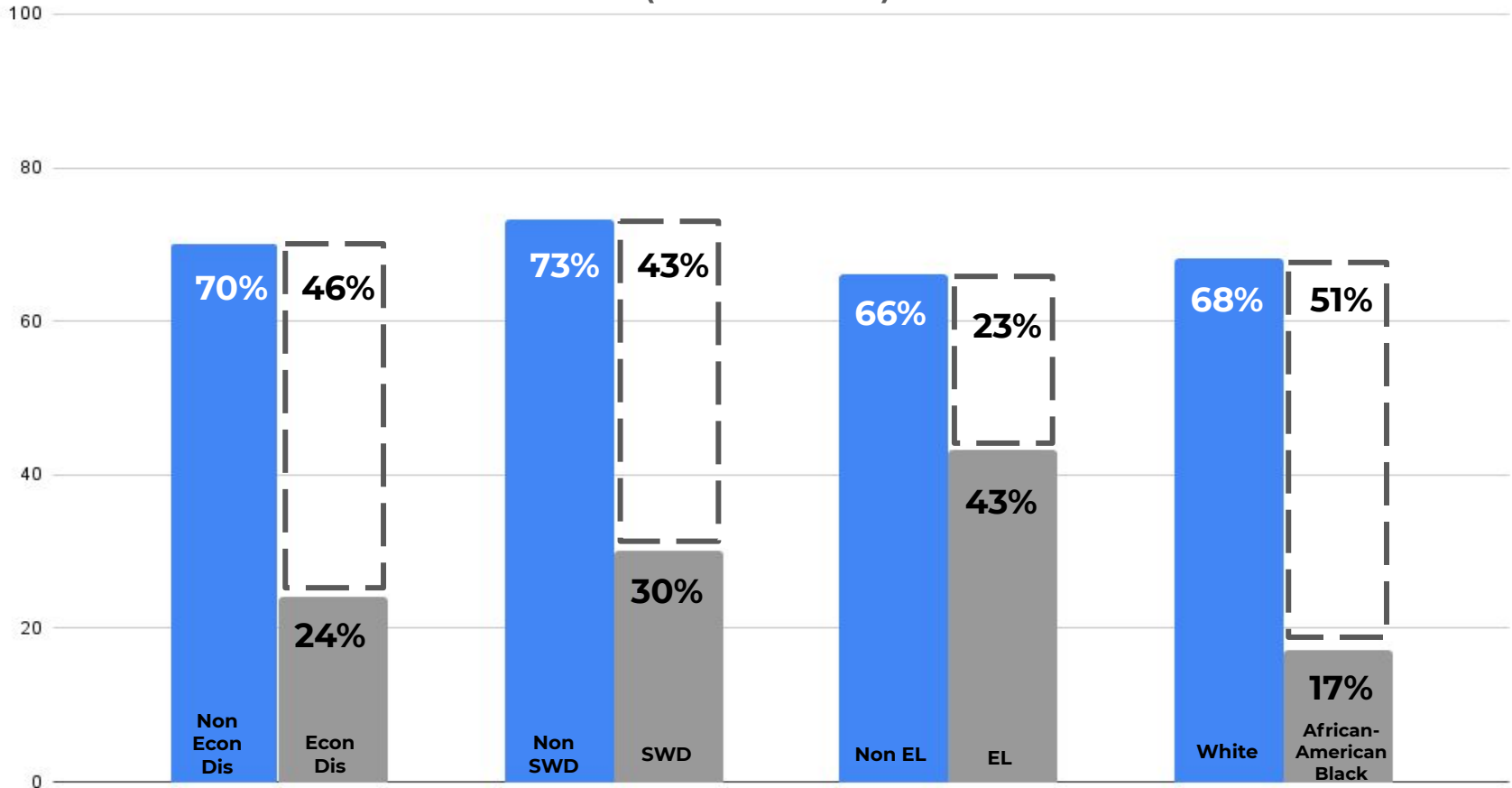
- Subgroup gaps persist in performance level and growth (SGP) measures
- Achievement level gaps increased in almost all subgroups from 2019 to 2021
- Grade 10 Math growth for all students and subgroups reported in the *Low Growth* range



Percent of Students Meeting & Exceeding Expectations by Subgroup (Grades 3-8 ELA)



Percent of Students Meeting & Exceeding Expectations by Subgroup (Grades 3-8 Math)



Student Growth Percentile (SGP): ELA and Math by Subgroup

	Grades 3-8		Grade 10	
	ELA	Math	ELA	Math
All Students	51	47	45	37
Econ Dis	39	41	36	30
SWD	44	45	44	33
EL	40	54	--	--
African American/Black	40	42	37	34
Asian	53	53	42	37
Hispanic/Latino	46	43	39	36
White	51	46	47	37

Key

Low growth: <40

Typical Growth: 40-60

High Growth: >60

Reminder

SGP measures student growth as compared to their academic peers across the State

*Not enough EL students in Grade 10 took the assessment to report results publicly

Source: DESE public website/Brookline assessment results

Student Growth Percentile (SGP): ELA and Math by Subgroup

	Grades 3-8		Grade 10	
	ELA	Math	ELA	Math
All Students	51	47	45	37
Econ Dis	39	41	36	30
SWD	44	45	44	33
EL	40	54	--	--
African American/Black	40	42	37	34
Asian	53	53	42	37
Hispanic/Latino	46	43	39	36
White	51	46	47	37

Key

Low growth: <40

Typical Growth: 40-49

Typical Growth: 50-59

High Growth: >60

*Not enough EL students in Grade 10 took the assessment to report results publicly

Source: DESE public website/Brookline assessment results

Next Steps: 2021 and Beyond

Foster a sense of belonging and partnership among students and families

- PreK-8 Clinicians (psychologists, school counselors, adjustment counselors, social workers collaborate with students, educators and families to build a sense of belonging (OSS)
- Establish strong systems for building relationships and supporting SEL (OSS)
- Provide focused PD on culturally responsive practices. (OSS/OE/OTL)

Next Steps: 2021 and Beyond

Continuously monitor students' understanding

- Adopt high quality curriculum with embedded unit assessments. (OTL)
- Provide professional development to school leaders on data analysis. (OTL, OSS, SP, OE)

Next Steps: 2021 and Beyond

Ensure strong grade-appropriate instruction with just-in-time scaffolds when they are needed.

- Continued revision of curriculum and related professional development for educators
- Professional development for evaluators on observation and feedback. (OTL)
- Provide pacing guides to address essential skill or knowledge gaps while maintaining focus on grade-level work. Collect Educator feedback of curriculum documents. (OTL)



QUESTIONS?